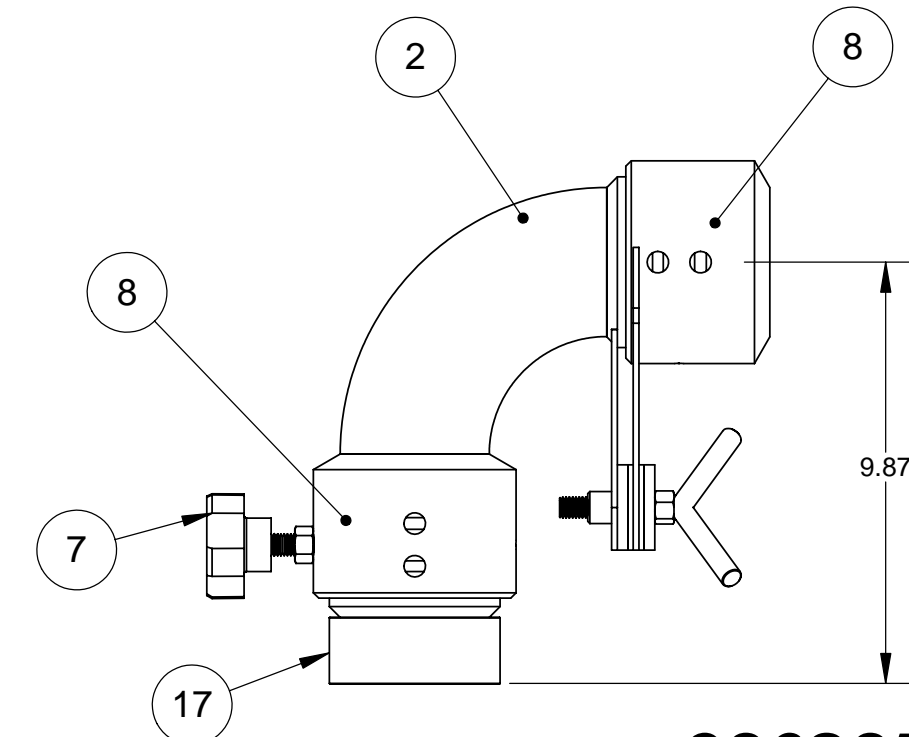
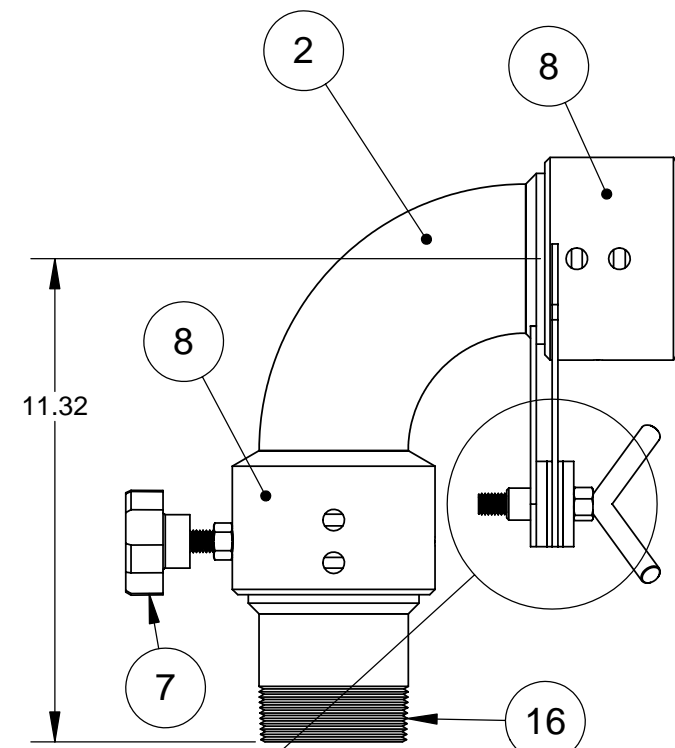
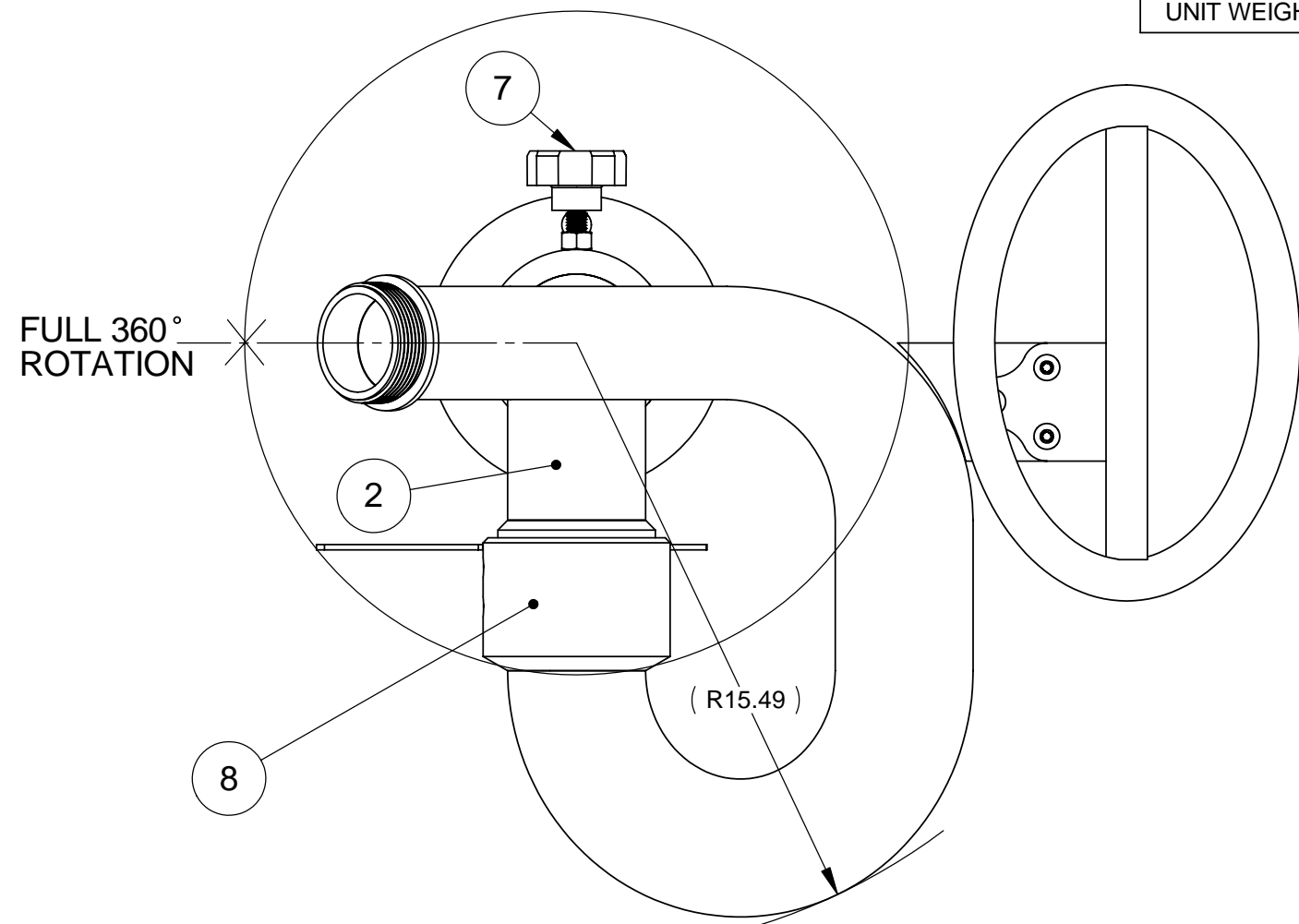


NOTES:
 1) DO NOT SCALE THIS DRAWING
 2) BREAK ALL SHARP EDGES
 3) ALL DIMENSIONS DISPLAYED IN PARENTHESES ARE FOR REFERENCE ONLY
 4) WHEN USING A DASH NUMBER WITH A DASH # SUFFIX, MAKE SURE THE DASH NUMBER SUFFIX IS THE SAME FOR THE MAJOR COMPONENTS IN THE ASSY.
 EXAMPLE: A 930235-21EP USES THE FOLLOWING MAJOR COMPONENTS:
 100708-1EP
 801205-11EP
 801221-11EP

PERFORMANCE SPECIFICATIONS

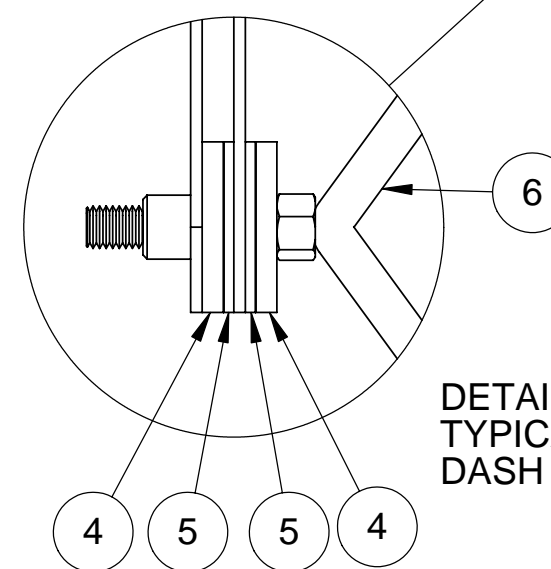
WATER:
 FLOW RATE: 250-1200 USGPM
 PRESSURE RANGE: 50-150 PSIG
 PRESSURE LOSS @ 750 USGPM: 8 PSIG
 OPTIMUM PRESSURE: 120PSIG (INLET)
 MOUNTING:
 INLET: SEE CONFIGURATION TABLE
 OUTLET: 2.5" (MALE) NH THREAD
 MATERIALS:
 WATERWAY: STL-AB
 SWIVELS: ALUMINUM BRONZE
 THREAD BUTT: ALUMINUM BRONZE
 UNIT WEIGHT: 47 LBS (DRY) APPROX.

REVISIONS			
LTR	REVISION	DATE	BY
A	INITIAL RELEASE	05/20/05	EK



930235-31

930235-41

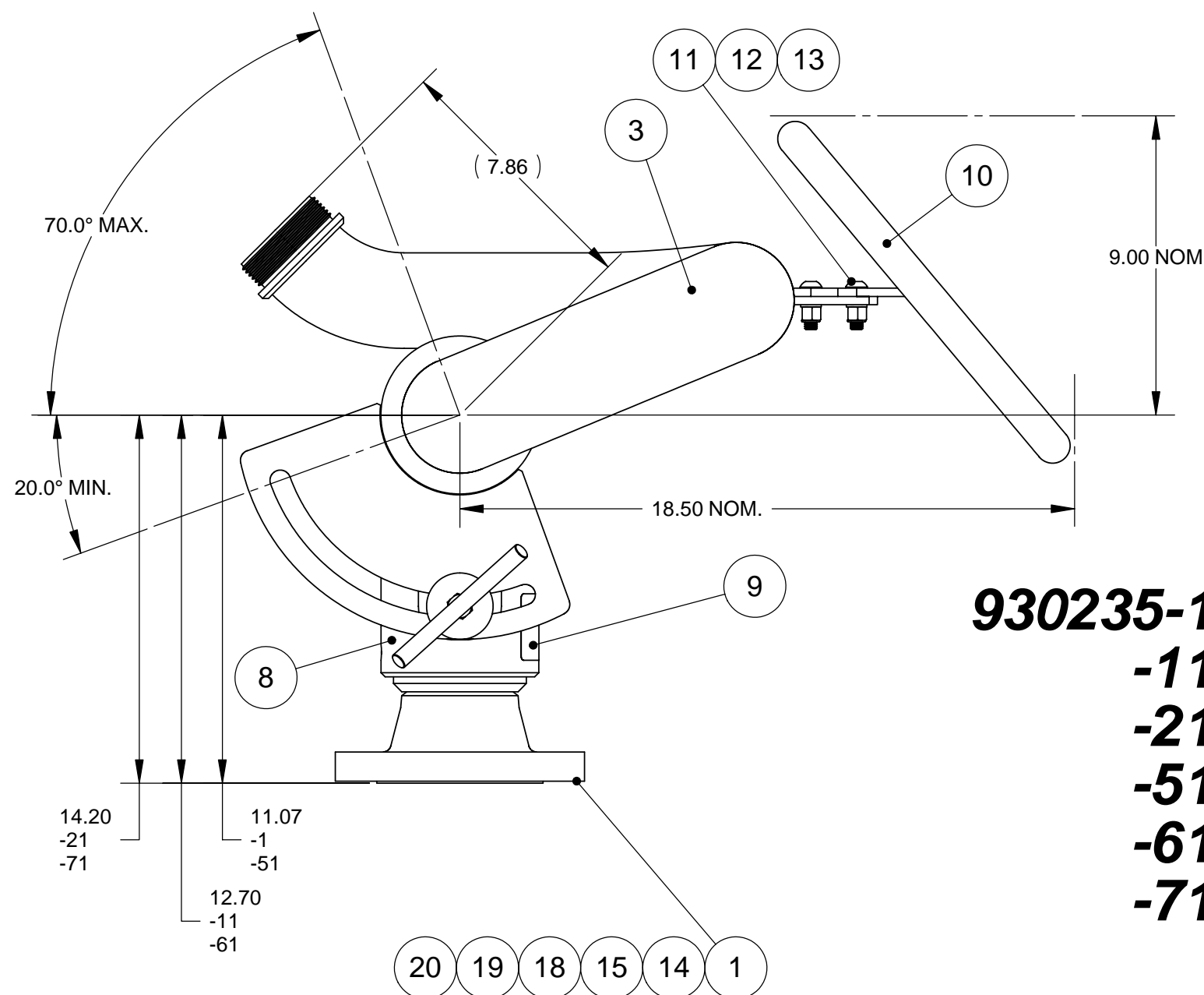


DETAIL A
 TYPICAL FOR ALL
 DASH NUMBERS

SUFFIX TABLE	
DASH #	DESCRIPTION
NO SUFFIX	POWDER COAT STANG RED
EP	EPOXY COAT STANG RED
P	POLISHED (SS ONLY)
NP	NOT PAINTED

CONFIGURATION TABLE	
930200-1	MONITOR, 3.00" DECK W/3.0-150#RF & BLADELOCK, C-HANDLE, STL-AB
930200-11	MONITOR, 3.00" DECK W/4.0-150#RF & BLADELOCK, C-HANDLE, STL-AB
930200-21	MONITOR, 3.00" DECK W/6.0-150#RF & BLADELOCK, C-HANDLE, STL-AB
930200-31	MONITOR, 3.00" DECK W/3.0NPT(M) & BLADELOCK, C-HANDLE, STL-AB
930200-41	MONITOR, 3.00" DECK W/3.0NPT(F) & BLADELOCK, C-HANDLE, STL-AB
930200-51	MONITOR, 3.00" DECK W/3.0-150#FF & BLADELOCK, C-HANDLE, STL-AB
930200-61	MONITOR, 3.00" DECK W/4.0-150#FF & BLADELOCK, C-HANDLE, STL-AB
930200-71	MONITOR, 3.00" DECK W/6.0-150#FF & BLADELOCK, C-HANDLE, STL-AB

1	-	-	-	-	-	-	-	20	100708-71	BASE INTAKE, 3.00" W/6.0-150#FF, STL-AB
-	1	-	-	-	-	-	-	19	100708-61	BASE INTAKE, 3.00" W/4.0-150#FF, STL-AB
-	-	1	-	-	-	-	-	18	100708-51	BASE INTAKE, 3.00" W/3.0-150#FF, STL-AB
-	-	-	1	-	-	-	-	17	100708-41	BASE INTAKE, 3.00" W/3.0NPT(F), STL-AB
-	-	-	-	1	-	-	-	16	100708-31	BASE INTAKE, 3.00" W/3.0NPT(M), STL-AB
-	-	-	-	-	1	-	-	15	100708-21	BASE INTAKE, 3.00" W/6.0-150#RF, STL-AB
-	-	-	-	-	-	1	-	14	100708-11	BASE INTAKE, 3.00" W/4.0-150#RF, STL-AB
3	3	3	3	3	3	3	3	13	100249-11C	NUT, NYLOCK, 3/8-16UNC, 18-8
3	3	3	3	3	3	3	3	12	101715-38C	WASHER, FLAT, .390ID X.62OD X.063T, 18-8
3	3	3	3	3	3	3	3	11	100258-616125C	SCREW, BHC, 3/8-16UNC X 1.25L, 18-8
1	1	1	1	1	1	1	1	10	100287-21	HANDLE, MONITOR REMOVABLE CIRCULAR
1	1	1	1	1	1	1	1	9	100853-1	PLATE, ALUM ID
2	2	2	2	2	2	2	2	8	103830-1	SWIVEL KIT, 3.0 NOM.
1	1	1	1	1	1	1	1	7	102537-1	LOCK KNOB, 50-20UNF-2A THD
1	1	1	1	1	1	1	1	6	103815-11	LOCK HANDLE WELDMENT
2	2	2	2	2	2	2	2	5	105448-11	WASHER, FLAT, .50ID X 2.00OD X.120T, DELRIN
2	2	2	2	2	2	2	2	4	103817-11	WASHER, FLAT, 2.00OD X .56ID X .25T, 304
1	1	1	1	1	1	1	1	3	801225-11	ELL, UPPER, 3.00" DECK W/BLADELOCK & GUARD, STL-AB
1	1	1	1	1	1	1	1	2	801205-11	ELL, LOWER, 3.00" NOM., STL-AB
-	-	-	-	-	-	-	1	1	100708-1	BASE INTAKE, 3.00" W/3.0-150#RF, STL-AB
-71/QTY.	-61/QTY.	-51/QTY.	-41/QTY.	-31/QTY.	-21/QTY.	-11/QTY.	-1/QTY.	ITEM #	PART #	DESCRIPTION



930235-1
-11
-21
-51
-61
-71

The information and design disclosed herein is the property of GST Industries Inc. All proprietary use and sales rights thereto are reserved. This disclosure is confidential and must not be copied in whole or part.

UNLESS OTHERWISE SPECIFIED: DIMENSIONS ARE IN INCHES TOLERANCES DECIMALS ANGULAR .XX ±.03 ±1° .XXX ±.010 DO NOT SCALE DRAWING

TREATMENT N/A

FINISH SEE SUFFIX TABLE

SIZE **C**

STANG INDUSTRIAL PRODUCTS
 DIV. OF GST INDUSTRIES
 16692 BURKE LN.
 HUNTINGTON BEACH, CA 92647

MONITOR, 3.00" DECK W/BLADELOCK, C-HANDLE, STL-AB

NEW PART NUMBER **930235**

CAGE# 55822	DRAWN EK	CHECK	REVISION A
DATE 05.20.05	DESIGN	SCALE NTS	SHEET 1 OF 1