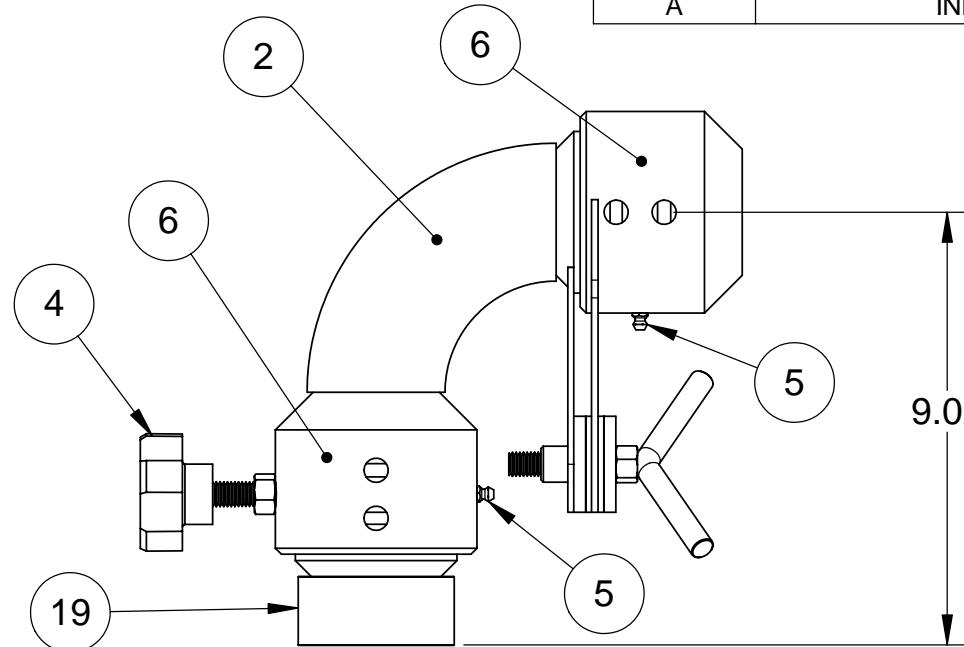
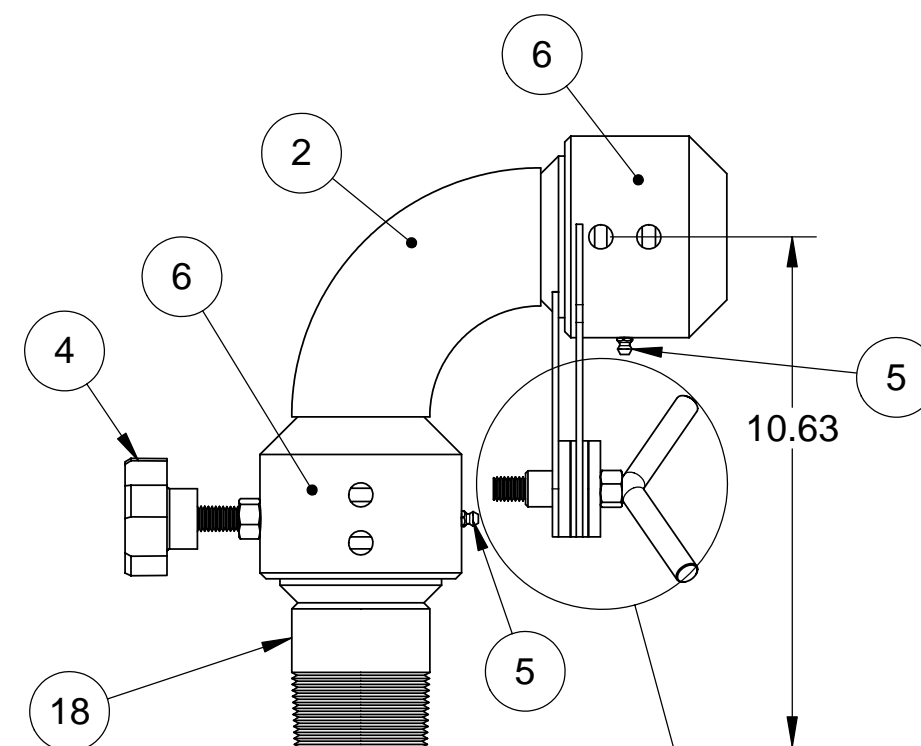
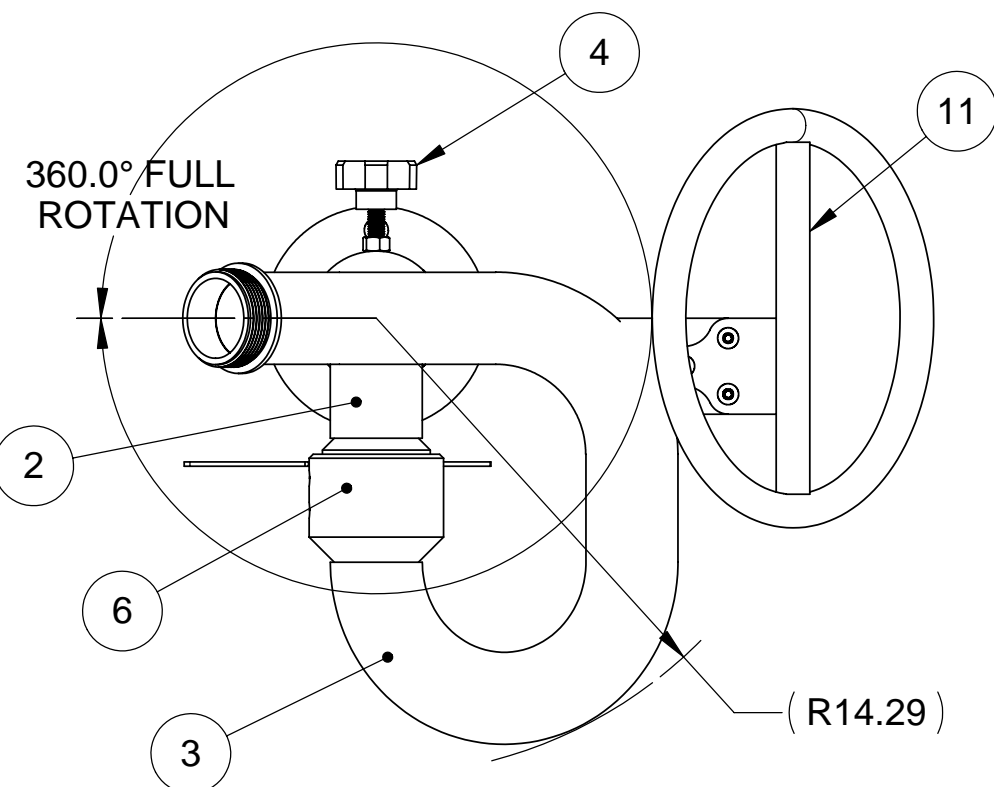


- NOTES:
 1) DO NOT SCALE THIS DRAWING
 2) BREAK ALL SHARP EDGES
 3) ALL DIMENSIONS DISPLAYED IN PARENTHESES ARE FOR REFERENCE ONLY
 4) IF MONITOR DASH NUMBER HAS A SUFFIX SUCH AS EP MAKE SURE THAT THE MAJOR SUB-ASSEMBLIES HAVE THE SAME SUFFIX.

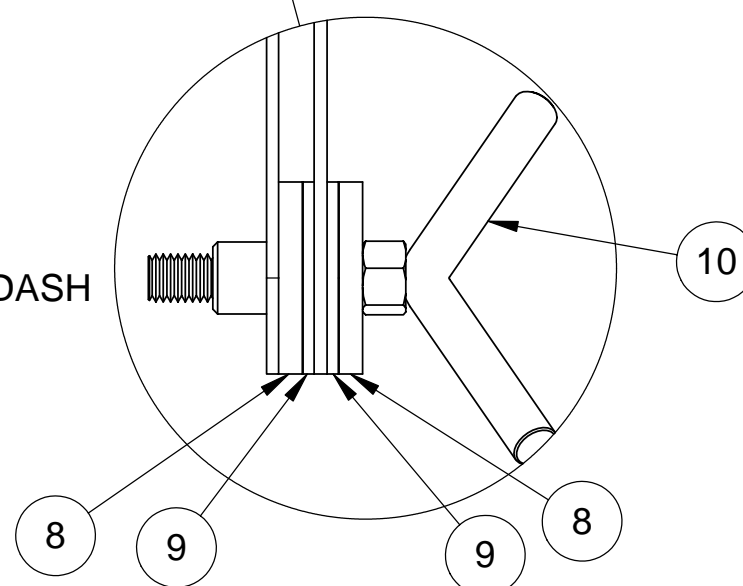
REVISIONS			
LTR	REVISION	DATE	BY
A	INITIAL RELEASE	3/4/2005	EK



925310-41

925310-51

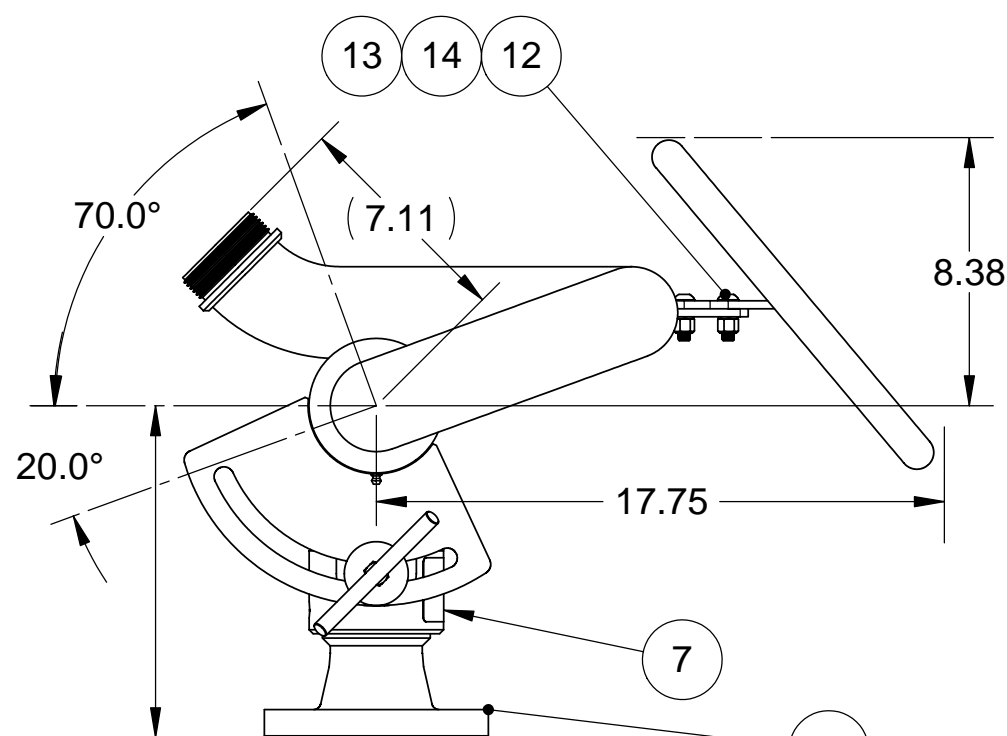
DETAIL A
 NTS
 TYPICAL ALL DASH
 NUMBERS



DASH #	SUFFIX TABLE	
	DASH #	DESCRIPTION
NO SUFFIX	NO SUFFIX	POWDER COAT STANG RED
EP	EP	EPOXY COAT STANG RED
P	P	POLISHED (SS ONLY)
NP	NP	NOT PAINTED

SEE NOTE 4

CONFIGURATION TABLE	
925310-1	MONITOR, 2.50" DECK W/2.5-150#RF & BLADELOCK, C-HANDLE, STL-AB
925310-11	MONITOR, 2.50" DECK W/3.0-150#RF & BLADELOCK, C-HANDLE, STL-AB
925310-21	MONITOR, 2.50" DECK W/4.0-150#RF & BLADELOCK, C-HANDLE, STL-AB
925310-31	MONITOR, 2.50" DECK W/6.0-150#RF & BLADELOCK, C-HANDLE, STL-AB
925310-41	MONITOR, 2.50" DECK W/2.5NPT(M) & BLADELOCK, C-HANDLE, STL-AB
925310-51	MONITOR, 2.50" DECK W/2.5NPT(F) & BLADELOCK, C-HANDLE, STL-AB
925310-61	MONITOR, 2.50" DECK W/2.5-150#FF & BLADELOCK, C-HANDLE, STL-AB
925310-71	MONITOR, 2.50" DECK W/3.0-150#FF & BLADELOCK, C-HANDLE, STL-AB
925310-81	MONITOR, 2.50" DECK W/4.0-150#FF & BLADELOCK, C-HANDLE, STL-AB
925310-91	MONITOR, 2.50" DECK W/6.0-150#FF & BLADELOCK, C-HANDLE, STL-AB



- (10.38) P/N: 925200-1, -61
- (11.51) P/N: 925200-11, -71
- (12.00) P/N: 925200-21, -81
- (13.51) P/N: 925200-31, -91

- 15
- 1
- 16
- 17
- 20
- 21
- 22
- 23

925310
-1
-11
-21
-31
-61
-71
-81
-91

1	-	-	-	-	-	-	-	-	-	23	100682-251	BASE INTAKE, 2.50" W/6.0-150#FF FLG, STL-AB
-	1	-	-	-	-	-	-	-	-	22	100682-171	BASE INTAKE, 2.5" W/4.0-150#FF FLG, STL
-	-	1	-	-	-	-	-	-	-	21	100682-181	BASE INTAKE, 2.5" W/3.0-150#FF FLG, STL
-	-	-	1	-	-	-	-	-	-	20	100682-261	BASE INTAKE, 2.50" W/2.5-150#FF FLG, STL-AB
-	-	-	-	1	-	-	-	-	-	19	100682-31	BASE INTAKE, 2.5" W/2.5-8NPT(F), SS-AB
-	-	-	-	-	1	-	-	-	-	18	100682-271	BASE INTAKE, 2.50" W/2.5NPT(M), SS-AB
-	-	-	-	-	-	1	-	-	-	17	100682-241	BASE INTAKE, 2.50" W/6.0-150#RF FLG, STL-AB
-	-	-	-	-	-	-	1	-	-	16	100682-21	BASE INTAKE, 2.5" W/4.0-150#RF FLG, STL-AB
-	-	-	-	-	-	-	-	-	1	15	100682-41	BASE INTAKE, 2.50" W/2.5-150#RF FLG, STL-AB
3	3	3	3	3	3	3	3	3	3	14	100249	NUT, NYLOCK, 3/8-16UNC, 18-8
3	3	3	3	3	3	3	3	3	3	13	101715	WASHER, FLAT, .390ID X.620D X.063T, 18-8
3	3	3	3	3	3	3	3	3	3	12	100258	SCREW, BHC, 3/8-16UNC X 1.25L, 18-8
1	1	1	1	1	1	1	1	1	1	11	100287-21	HANDLE, MONITOR REMOVABLE CIRCULAR
1	1	1	1	1	1	1	1	1	1	10	103815-11	LOCK HANDLE WELDMENT
2	2	2	2	2	2	2	2	2	2	9	105448-11	WASHER, FLAT, .50ID X 2.00OD X.120T, DELRIN
2	2	2	2	2	2	2	2	2	2	8	103817-11-12	WASHER, FLAT, 2.00OD X .56ID X .25T, 304
1	1	1	1	1	1	1	1	1	1	7	100853-1	PLATE, ALUM ID
2	2	2	2	2	2	2	2	2	2	6	103829-1	SWIVEL KIT, 2.5 NOM.
2	2	2	2	2	2	2	2	2	2	5	100112-8	FITTING, ZERK, STR, 1/4-28UNF, CRES
1	1	1	1	1	1	1	1	1	1	4	102537-1	LOCK KNOB, 50-20UNF-2A THD
1	1	1	1	1	1	1	1	1	1	3	801202-11	ELL, UPPER, 2.50" DECK W/BLADELOCK, STL-AB
1	1	1	1	1	1	1	1	1	1	2	801210-11	ELL, LOWER, 2.50" W/BLADE BRAKE, STL-AB
-	-	-	-	-	-	-	-	-	1	1	100682-11	BASE INTAKE, 2.5" W/3.0-150#RF FLG, STL-AB
-91/QTY.	-81/QTY.	-71/QTY.	-61/QTY.	-51/QTY.	-41/QTY.	-31/QTY.	-21/QTY.	-11/QTY.	-1/QTY.	ITEM NO.	PART NO	DESCRIPTION

UNLESS OTHERWISE SPECIFIED: DIMENSIONS ARE IN INCHES TOLERANCES DECIMALS ANGULAR .XX ±.03 ±1° .XXX ±.010 DO NOT SCALE DRAWING

TREATMENT N/A

FINISH SEE SUFFIX TABLE

SIZE SUPP. #

C

STANG INDUSTRIAL PRODUCTS
 DIV. OF GST INDUSTRIES
 16692 BURKE LN.
 HUNTINGTON BEACH, CA 92647

MONITOR, 2.50" DECK W/BLADELOCK, C-HANDLE, STL-AB

NEW PART NUMBER **925310** STEEL & AB

CAGE# 55822 DRAWN EK CHECK REVISION A

DATE 03.04.05 DESIGN SCALE NTS SHEET 1 OF 1

The information and design disclosed herein is the property of GST Industries Inc. All proprietary use and sales rights thereto are reserved. This disclosure is confidential and must not be copied in whole or part.