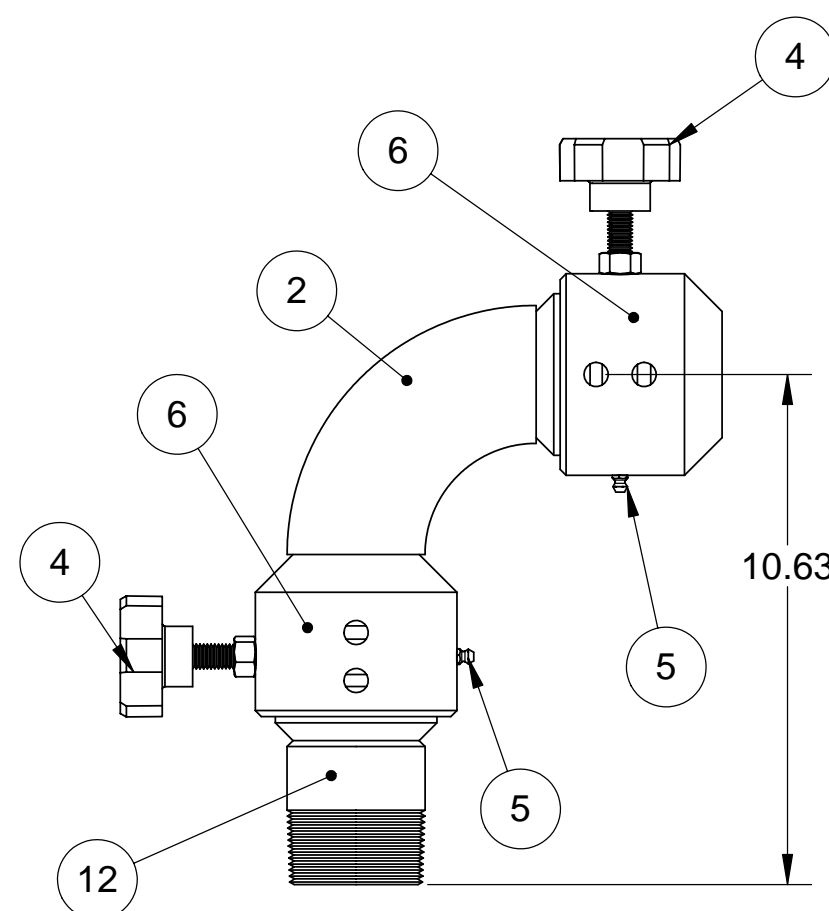
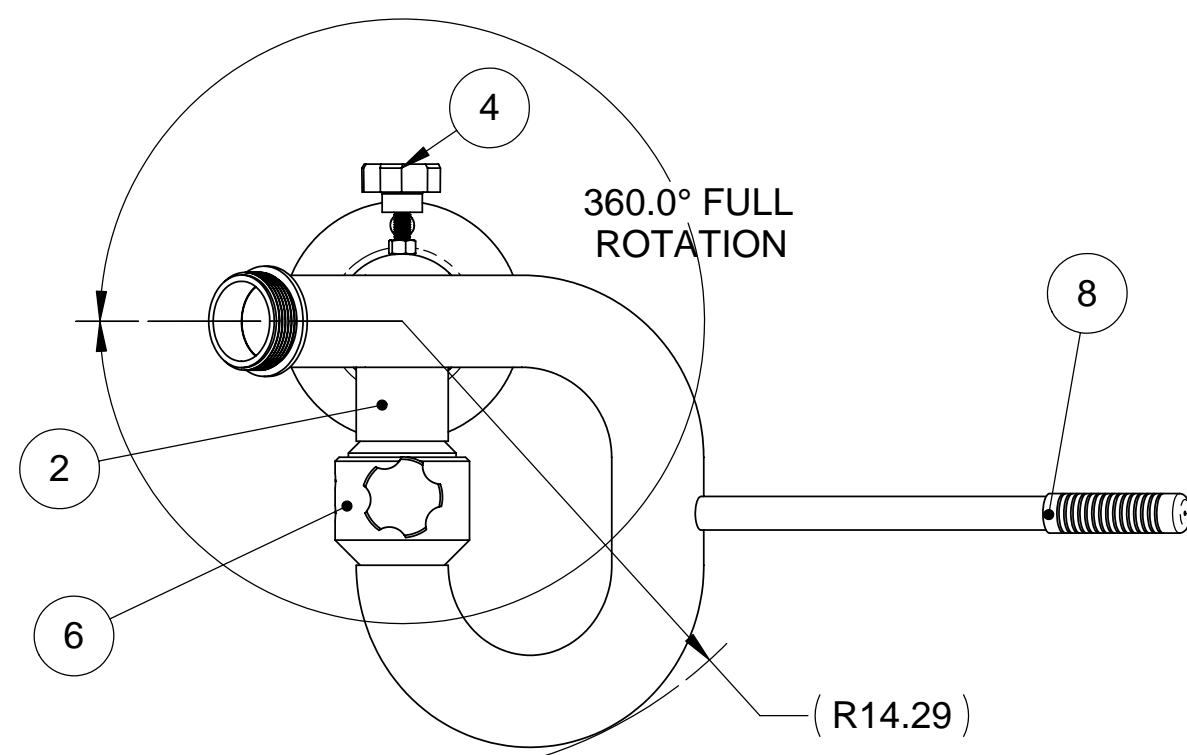
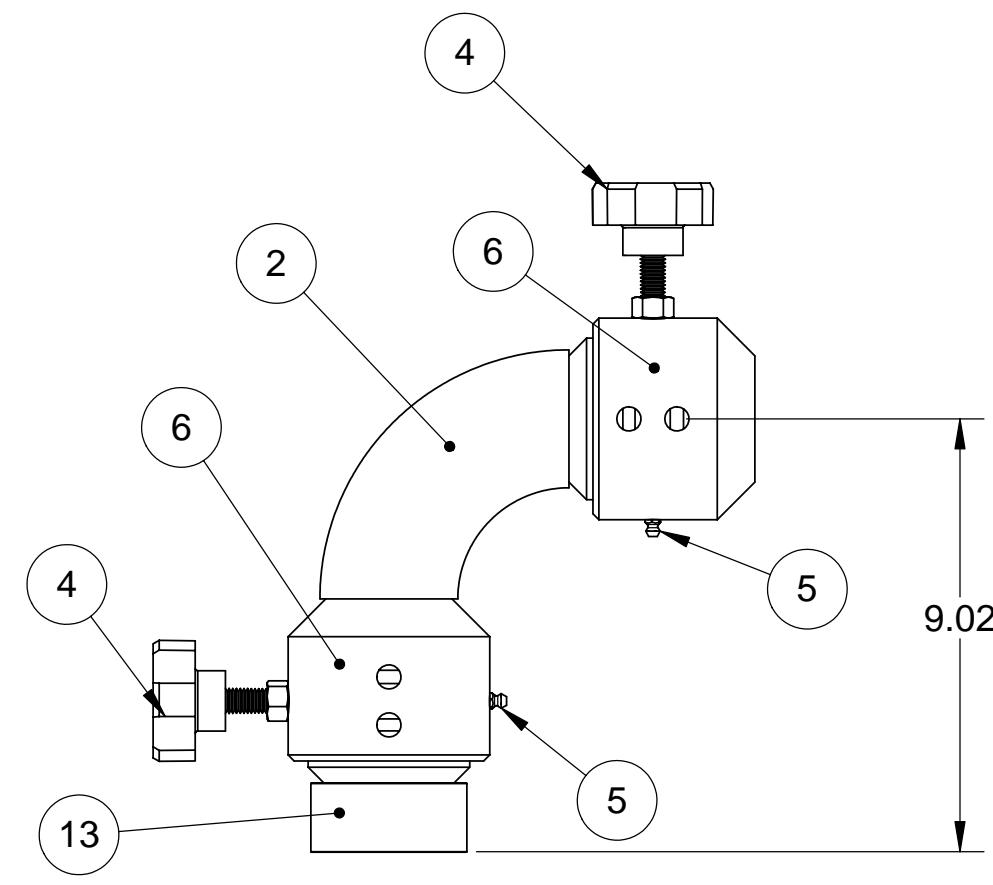


- NOTES:  
 1) DO NOT SCALE THIS DRAWING  
 2) BREAK ALL SHARP EDGES  
 3) ALL DIMENSIONS DISPLAYED IN PARENTHESES ARE FOR REFERENCE ONLY  
 4) IF MONITOR DASH NUMBER HAS A SUFFIX SUCH AS EP MAKE SURE THAT THE MAJOR SUB-ASSEMBLIES HAVE THE SAME SUFFIX.

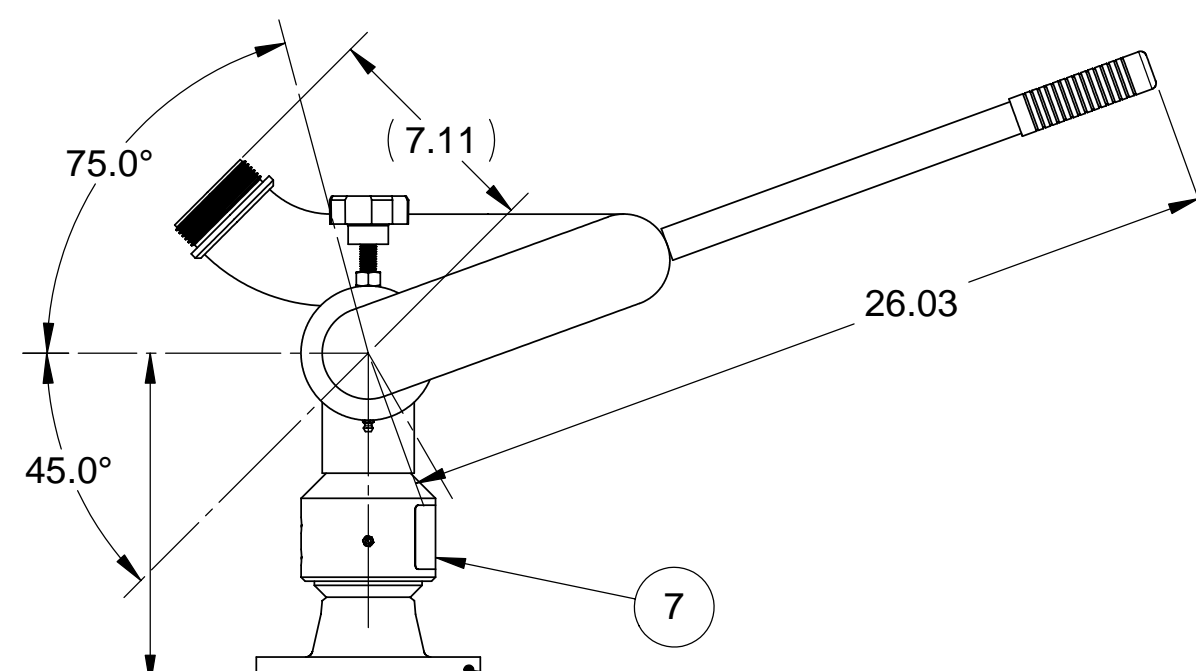
REVISIONS			
LTR	REVISION	DATE	BY
A	INITIAL RELEASE	05/15/06	EK



**925309-41**



**925309-51**



- (10.38) P/N: 925309-1, -61
- (11.51) P/N: 925309-11, -71
- (12.00) P/N: 925309-21, -81
- (13.51) P/N: 925309-31, -91

**925309**  
**-1**  
**-11**  
**-21**  
**-31**  
**-61**  
**-71**  
**-81**  
**-91**

- 9
- 1
- 10
- 11
- 14
- 15
- 16
- 17

CONFIGURATION TABLE	
925309-1	MONITOR, 2.50" STATION W/2.5-150#RF, STL-AB
925309-11	MONITOR, 2.50" STATION W/3.0-150#RF, STL-AB
925309-21	MONITOR, 2.50" STATION W/4.0-150#RF, STL-AB
925309-31	MONITOR, 2.50" STATION W/6.0-150#RF, STL-AB
925309-41	MONITOR, 2.50" STATION W/2.5NPT(M), STL-AB
925309-51	MONITOR, 2.50" STATION W/2.5NPT(F), STL-AB
925309-61	MONITOR, 2.50" STATION W/2.5-150#FF, STL-AB
925309-71	MONITOR, 2.50" STATION W/3.0-150#FF, STL-AB
925309-81	MONITOR, 2.50" STATION W/4.0-150#FF, STL-AB
925309-91	MONITOR, 2.50" STATION W/6.0-150#FF, STL-AB

SEE NOTE 4	SUFFIX TABLE	
	DASH #	DESCRIPTION
	NO SUFFIX	POWDER COAT STANG RED
	EP	EPOXY COAT STANG RED
	P	POLISHED (SS ONLY)
	NP	NOT PAINTED

1	-	-	-	-	-	-	-	-	-	17	802085-71	BASE INTAKE, 2.50" W/6.0-150#FF FLG, STL-AB
-	1	-	-	-	-	-	-	-	-	16	802085-61	BASE INTAKE, 2.50" W/4.0-150#FF FLG, STL-AB
-	-	1	-	-	-	-	-	-	-	15	802085-51	BASE INTAKE, 2.50" W/3.0-150#FF FLG, STL-AB
-	-	-	1	-	-	-	-	-	-	14	802085-41	BASE INTAKE, 2.50" W/2.5-150#FF FLG, STL-AB
-	-	-	-	1	-	-	-	-	-	13	802090-91	BASE INTAKE, 2.50" W/2.5NPT(F), SS-AB
-	-	-	-	-	1	-	-	-	-	12	802090-81	BASE INTAKE, 2.50" W/2.5NPT(M), SS-AB
-	-	-	-	-	-	1	-	-	-	11	802085-31	BASE INTAKE, 2.50" W/6.0-150#RF FLG, STL-AB
-	-	-	-	-	-	-	1	-	-	10	802085-21	BASE INTAKE, 2.50" W/4.0-150#RF FLG, STL-AB
-	-	-	-	-	-	-	-	1	-	9	802085-1	BASE INTAKE, 2.50" W/2.5-150#RF FLG, STL-AB
1	1	1	1	1	1	1	1	1	1	8	100256-2	GRIP,HAND,BLK PLSTC,#RG14055
1	1	1	1	1	1	1	1	1	1	7	100853-1	PLATE, ALUM ID
2	2	2	2	2	2	2	2	2	2	6	103829-1	SWIVEL KIT, 2.5 NOM.
2	2	2	2	2	2	2	2	2	2	5	100112-8	FITTING, ZERK, STR, 1/4-28UNF, CRES
2	2	2	2	2	2	2	2	2	2	4	102537-1	LOCK KNOB, 50-20UNF-2A THD
1	1	1	1	1	1	1	1	1	1	3	801199-11	ELL, UPPER, 2.50" STATION, STL-AB
1	1	1	1	1	1	1	1	1	1	2	801208-11	ELL, LOWER, 2.50" LR, STL-AB
-	-	-	-	-	-	-	-	-	1	1	802085-11	BASE INTAKE, 2.50" W/3.0-150#RF FLG, STL-AB
-91/QTY.	-81/QTY.	-71/QTY.	-61/QTY.	-51/QTY.	-41/QTY.	-31/QTY.	-21/QTY.	-11/QTY.	-1/QTY.	ITEM #	PART #	DESCRIPTION

UNLESS OTHERWISE SPECIFIED: DIMENSIONS ARE IN INCHES TOLERANCES DECIMALS ANGULAR .XX ±.03 ±1° .XXX ±.010  
**DO NOT SCALE DRAWING**

TREATMENT N/A

FINISH  
 SEE SUFFIX TABLE

SIZE SUPP. #

**C**

**STANG INDUSTRIAL PRODUCTS**

1250 RAILROAD ST.  
 CORONA, CA 92882

**MONITOR, 2.50" STATION**

NEW PART NUMBER **925309** STL-AB

CAGE# 55822 DRAWN EK CHECK REVISION A

DATE 05/15/06 DESIGN SCALE NTS SHEET 1 OF 1

The information and design disclosed herein is the property of GST Industries Inc. All proprietary use and sales rights thereto are reserved. This disclosure is confidential and must not be copied in whole or part.