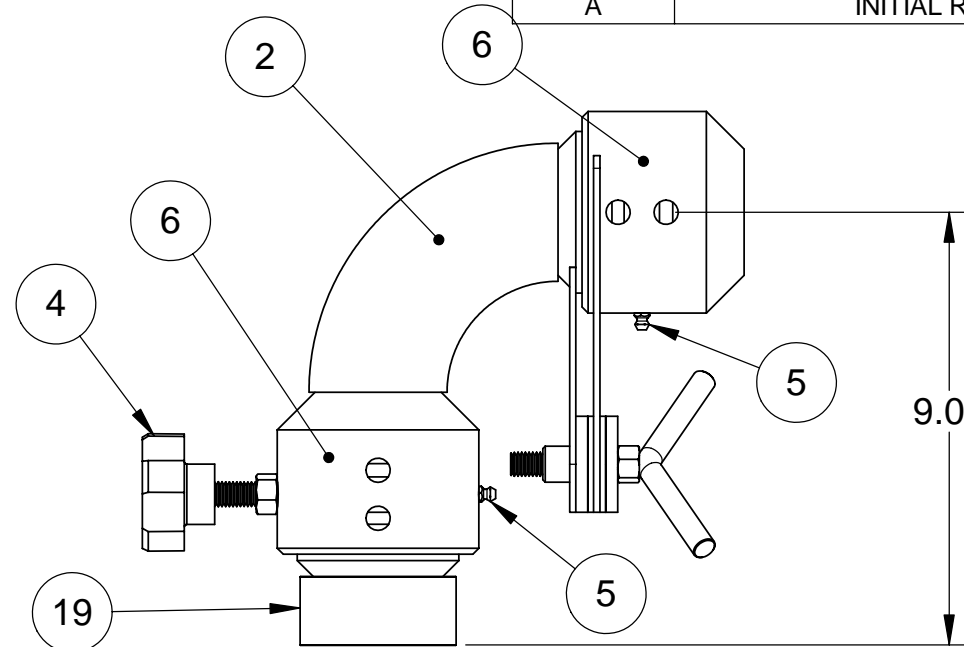
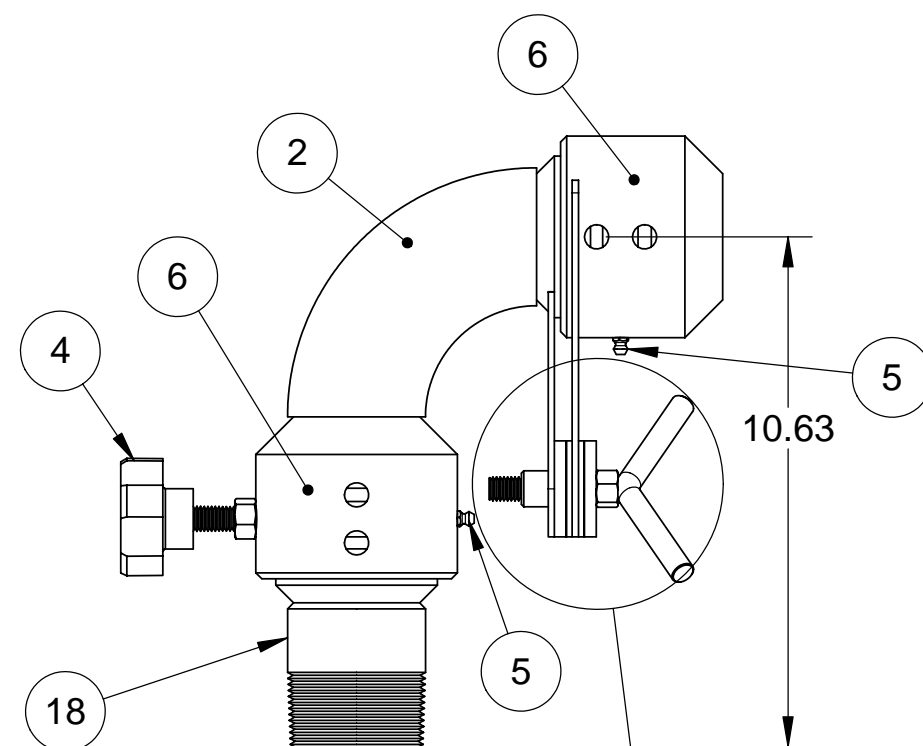
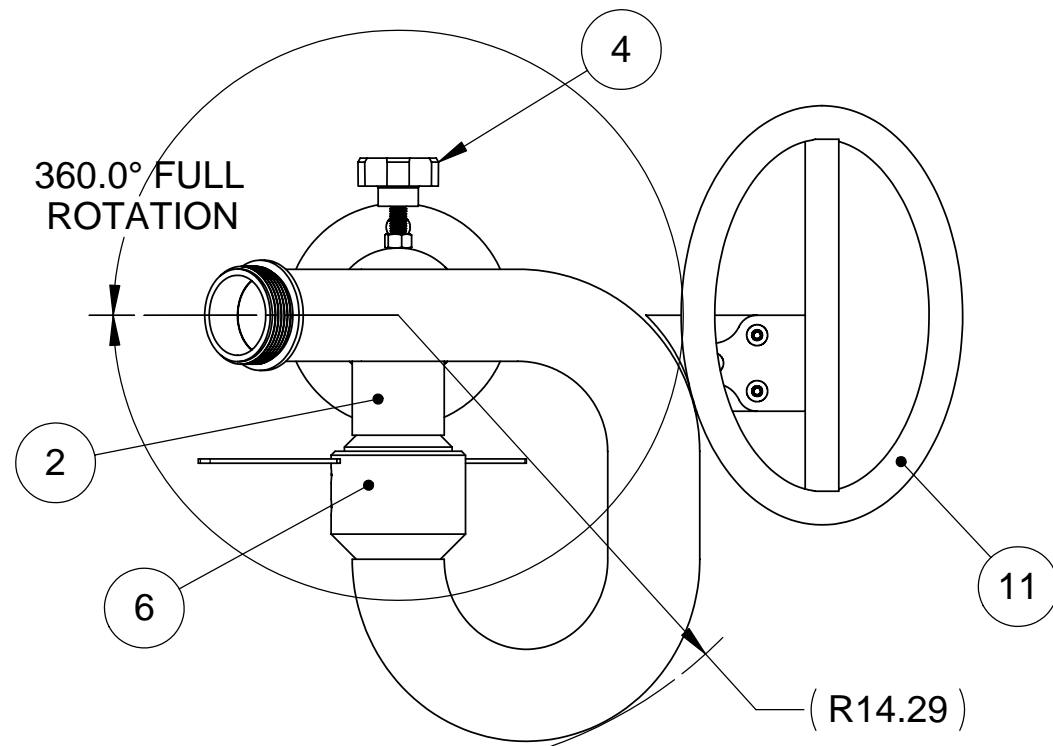


- NOTES:  
 1) DO NOT SCALE THIS DRAWING  
 2) BREAK ALL SHARP EDGES  
 3) ALL DIMENSIONS DISPLAYED IN PARENTHESES ARE FOR REFERENCE ONLY  
 4) IF MONITOR DASH NUMBER HAS A SUFFIX SUCH AS EP MAKE SURE THAT THE MAJOR SUB-ASSEMBLIES HAVE THE SAME SUFFIX.

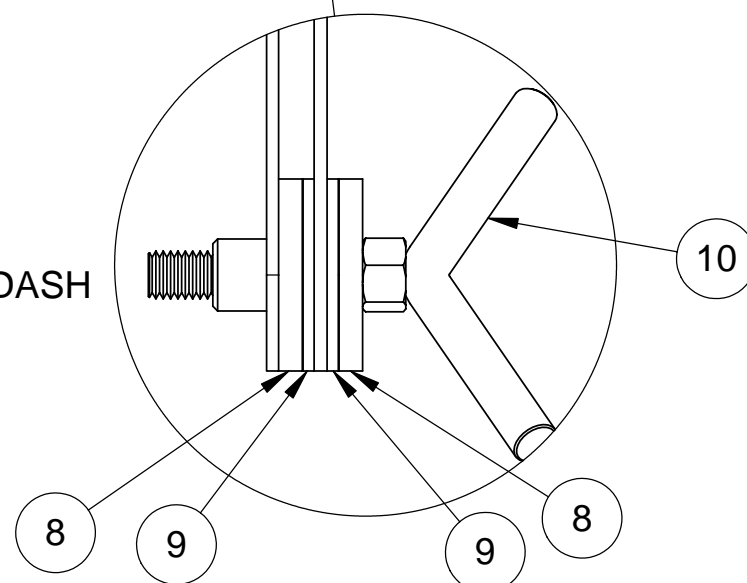
REVISIONS			
LTR	REVISION	DATE	BY
A	INITIAL RELEASE	09.09.05	EK



**925250-41**

**925250-51**

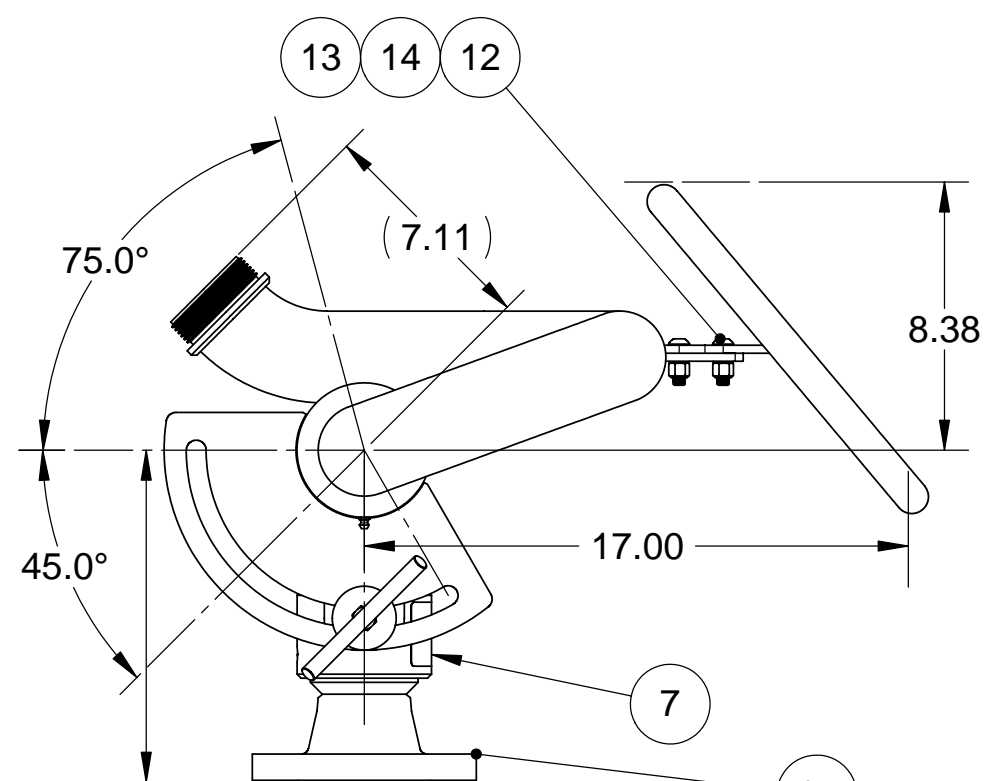
DETAIL A  
 NTS  
 TYPICAL ALL DASH  
 NUMBERS



SUFFIX TABLE	
DASH #	DESCRIPTION
NO SUFFIX	POWDER COAT STANG RED
EP	EPOXY COAT STANG RED
P	POLISHED (SS ONLY)
NP	NOT PAINTED

SEE NOTE 4

CONFIGURATION TABLE	
925250-1	MONITOR, 2.50" DECK W/2.5-150#RF & BLADELOCK, C-HANDLE, SS-AB
925250-11	MONITOR, 2.50" DECK W/3.0-150#RF & BLADELOCK, C-HANDLE, SS-AB
925250-21	MONITOR, 2.50" DECK W/4.0-150#RF & BLADELOCK, C-HANDLE, SS-AB
925250-31	MONITOR, 2.50" DECK W/6.0-150#RF & BLADELOCK, C-HANDLE, SS-AB
925250-41	MONITOR, 2.50" DECK W/2.5NPT(M) & BLADELOCK, C-HANDLE, SS-AB
925250-51	MONITOR, 2.50" DECK W/2.5NPT(F) & BLADELOCK, C-HANDLE, SS-AB
925250-61	MONITOR, 2.50" DECK W/2.5-150#FF & BLADELOCK, C-HANDLE, SS-AB
925250-71	MONITOR, 2.50" DECK W/3.0-150#FF & BLADELOCK, C-HANDLE, SS-AB
925250-81	MONITOR, 2.50" DECK W/4.0-150#FF & BLADELOCK, C-HANDLE, SS-AB
925250-91	MONITOR, 2.50" DECK W/6.0-150#FF & BLADELOCK, C-HANDLE, SS-AB



- (10.38) P/N: 925250-1, -61
- (11.51) P/N: 925250-11, -71
- (12.00) P/N: 925250-21, -81
- (13.51) P/N: 925250-31, -91

**925250**

- 1**
- 11**
- 21**
- 31**
- 61**
- 71**
- 81**
- 91**

- 1
- 16
- 17
- 20
- 21
- 22
- 23

1	-	-	-	-	-	-	-	-	-	-	23	802090-71	BASE INTAKE, 2.50" W/6.0-150#FF FLG, SS-AB	
-	1	-	-	-	-	-	-	-	-	-	22	802090-61	BASE INTAKE, 2.50" W/4.0-150#FF FLG, SS-AB	
-	-	1	-	-	-	-	-	-	-	-	21	802090-51	BASE INTAKE, 2.50" W/3.0-150#FF FLG, SS-AB	
-	-	-	1	-	-	-	-	-	-	-	20	802090-41	BASE INTAKE, 2.50" W/2.5-150#FF FLG, SS-AB	
-	-	-	-	1	-	-	-	-	-	-	19	802090-91	BASE INTAKE, 2.50" W/2.5NPT(F), SS-AB	
-	-	-	-	-	1	-	-	-	-	-	18	802090-81	BASE INTAKE, 2.50" W/2.5NPT(M), SS-AB	
-	-	-	-	-	-	1	-	-	-	-	17	802090-31	BASE INTAKE, 2.50" W/6.0-150#RF FLG, SS-AB	
-	-	-	-	-	-	-	1	-	-	-	16	802090-21	BASE INTAKE, 2.50" W/4.0-150#RF FLG, SS-AB	
-	-	-	-	-	-	-	-	1	-	-	15	802090-1	BASE INTAKE, 2.50" W/2.5-150#RF FLG, SS-AB	
3	3	3	3	3	3	3	3	3	3	3	14	100249-11C	NUT, NYLOCK, 3/8-16UNC, 18-8	
3	3	3	3	3	3	3	3	3	3	3	13	101715-38C	WASHER, FLAT, .390ID X.62OD X.063T, 18-8	
3	3	3	3	3	3	3	3	3	3	3	12	100258-616125C	SCREW, BHC, 3/8-16UNC X 1.25L, 18-8	
1	1	1	1	1	1	1	1	1	1	1	11	100287-21	HANDLE, MONITOR REMOVABLE CIRCULAR	
1	1	1	1	1	1	1	1	1	1	1	10	103815-11	LOCK HANDLE WELDMENT	
2	2	2	2	2	2	2	2	2	2	2	9	105448-11	WASHER, FLAT, .50ID X 2.00OD X.120T, DELRIN	
2	2	2	2	2	2	2	2	2	2	2	8	103817-11	WASHER, FLAT, 2.00OD X .56ID X .25T, 304	
1	1	1	1	1	1	1	1	1	1	1	7	100853-1	PLATE, ALUM ID	
2	2	2	2	2	2	2	2	2	2	2	6	103829-1	SWIVEL KIT, 2.5 NOM.	
2	2	2	2	2	2	2	2	2	2	2	5	100112-8	FITTING, ZERK, STR, 1/4-28UNF, CRES	
1	1	1	1	1	1	1	1	1	1	1	4	102537-1	LOCK KNOB, 50-20UNF-2A THD	
1	1	1	1	1	1	1	1	1	1	1	3	801204-41	ELL, UPPER, 2.50" DECK W/120° BLADELOCK, SS-AB	
1	1	1	1	1	1	1	1	1	1	1	2	801210-41	ELL, LOWER, 2.50" LR W/BLADE BRAKE, SS-AB	
-	-	-	-	-	-	-	-	-	-	-	1	802090-11	BASE INTAKE, 2.50" W/3.0-150#RF FLG, SS-AB	
-91/QTY,-81/QTY,-71/QTY,-61/QTY,-51/QTY,-41/QTY,-31/QTY,-21/QTY,-11/QTY,-1/QTY,												ITEM NO.	PART NO	DESCRIPTION

UNLESS OTHERWISE SPECIFIED: DIMENSIONS ARE IN INCHES TOLERANCES DECIMALS ANGULAR .XX ±.03 ±1° .XXX ±.010 DO NOT SCALE DRAWING

TREATMENT N/A

FINISH SEE SUFFIX TABLE

SIZE SUPP. #

**C**

**STANG INDUSTRIAL PRODUCTS**  
 DIV. OF GST INDUSTRIES  
 16692 BURKE LN.  
 HUNTINGTON BEACH, CA 92647

**MONITOR, 2.50" DECK W/BLADELOCK, C-HANDLE, SS-AB**

NEW PART NUMBER	<b>925250</b>	SS & AB	
CAGE#	55822	DRAWN	EK
DATE	09.09.05	CHECK	
DESIGN		REVISION	A
SCALE	NTS	SHEET	1 OF 1

The information and design disclosed herein is the property of GST Industries Inc. All proprietary use and sales rights thereto are reserved. This disclosure is confidential and must not be copied in whole or part.