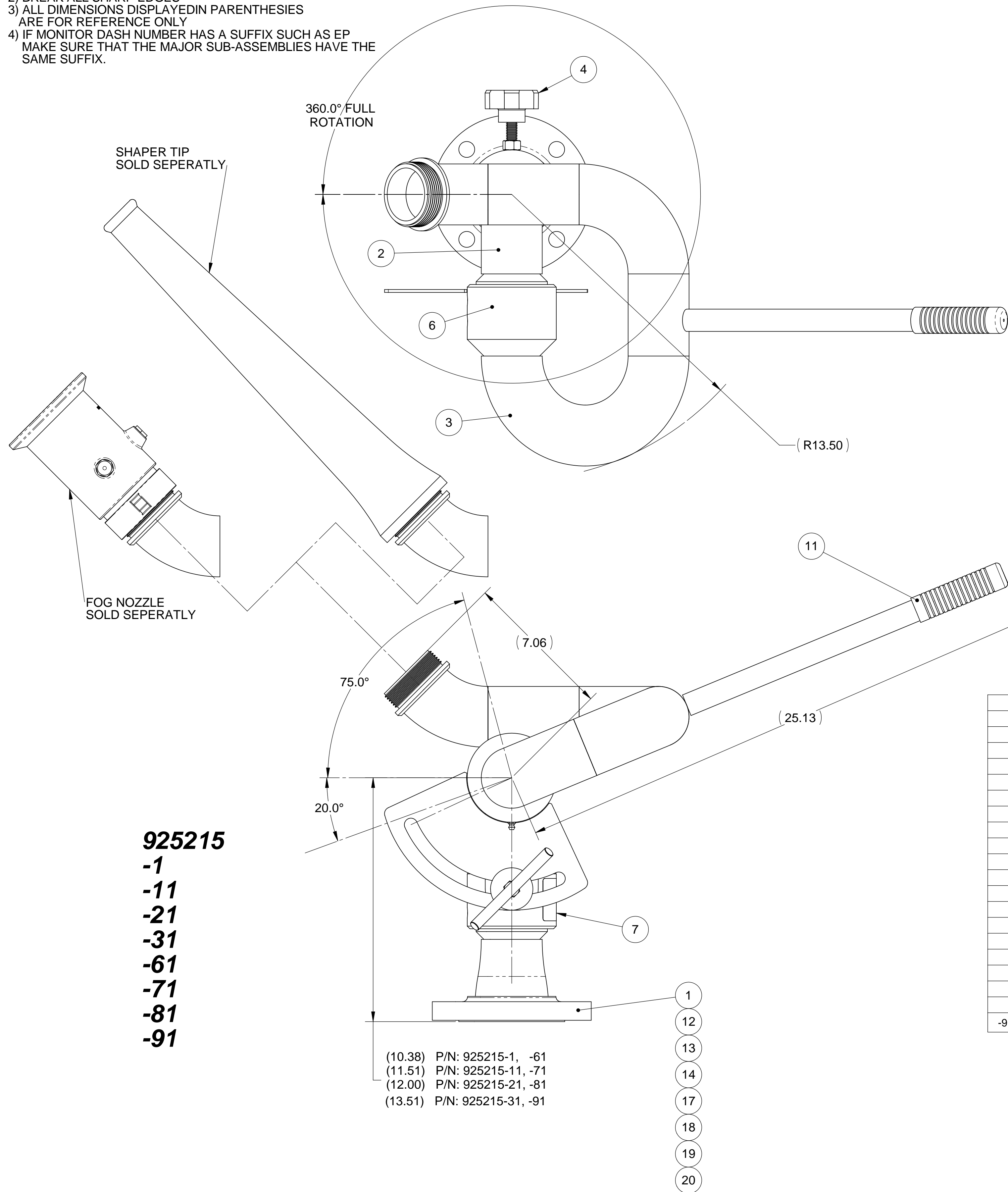


NOTES:
 1) DO NOT SCALE THIS DRAWING
 2) BREAK ALL SHARP EDGES
 3) ALL DIMENSIONS DISPLAYED IN PARENTHESES ARE FOR REFERENCE ONLY
 4) IF MONITOR DASH NUMBER HAS A SUFFIX SUCH AS EP MAKE SURE THAT THE MAJOR SUB-ASSEMBLIES HAVE THE SAME SUFFIX.

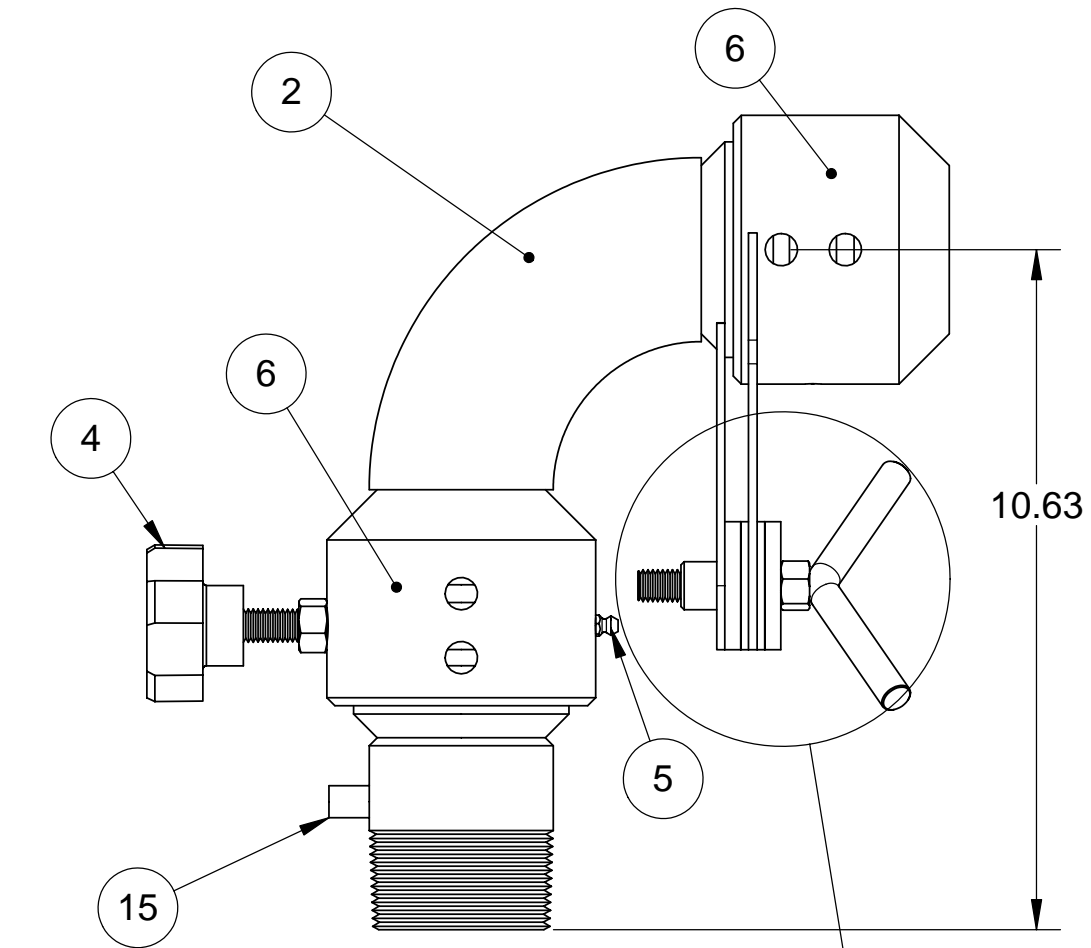
REVISIONS			
LTR	REVISION	DATE	BY
A	INITIAL RELEASE	07/12/06	EK



925215
 -1
 -11
 -21
 -31
 -61
 -71
 -81
 -91

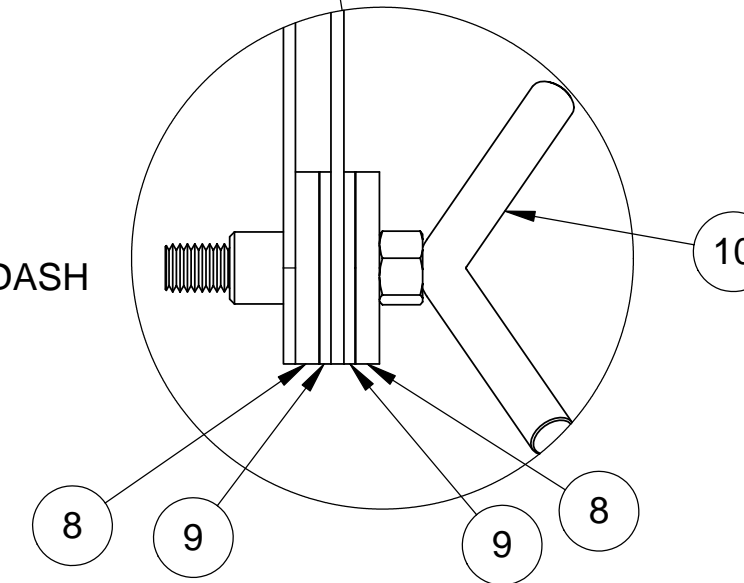
(10.38) P/N: 925215-1, -61
 (11.51) P/N: 925215-11, -71
 (12.00) P/N: 925215-21, -81
 (13.51) P/N: 925215-31, -91

- 1
- 12
- 13
- 14
- 17
- 18
- 19
- 20



925215-41

DETAIL A
 NTS
 TYPICAL ALL DASH
 NUMBERS



925215-51

SUFFIX TABLE	
DASH #	DESCRIPTION
NO SUFFIX	POWDER COAT STANG RED
EP	EPOXY COAT STANG RED
P	POLISHED (SS ONLY)
NP	NOT PAINTED

CONFIGURATION TABLE	
925215-1	MONITOR, 2.50" STATION W/2.5-150#RF & BL, SS-AB
925215-11	MONITOR, 2.50" STATION W/3.0-150#RF & BL, SS-AB
925215-21	MONITOR, 2.50" STATION W/4.0-150#RF & BL, SS-AB
925215-31	MONITOR, 2.50" STATION W/6.0-150#RF & BL, SS-AB
925215-41	MONITOR, 2.50" STATION W/2.5NPT(M) & BL, SS-AB
925215-51	MONITOR, 2.50" STATION W/2.5NPT(F) & BL, SS-AB
925215-61	MONITOR, 2.50" STATION W/2.5-150#FF & BL, SS-AB
925215-71	MONITOR, 2.50" STATION W/3.0-150#FF & BL, SS-AB
925215-81	MONITOR, 2.50" STATION W/4.0-150#FF & BL, SS-AB
925215-91	MONITOR, 2.50" STATION W/6.0-150#FF & BL, SS-AB

1	-	-	-	-	-	-	-	-	-	20	802090-71	BASE INTAKE, 2.50" W/6.0-150#FF FLG, SS-AB
-	1	-	-	-	-	-	-	-	-	19	802090-61	BASE INTAKE, 2.50" W/4.0-150#FF FLG, SS-AB
-	-	1	-	-	-	-	-	-	-	18	802090-51	BASE INTAKE, 2.50" W/3.0-150#FF FLG, SS-AB
-	-	-	1	-	-	-	-	-	-	17	802090-41	BASE INTAKE, 2.50" W/2.5-150#FF FLG, SS-AB
-	-	-	-	1	-	-	-	-	-	16	802090-91	BASE INTAKE, 2.50" W/2.5NPT(F), SS-AB
-	-	-	-	-	1	-	-	-	-	15	802090-81	BASE INTAKE, 2.50" W/2.5NPT(M), SS-AB
-	-	-	-	-	-	1	-	-	-	14	802090-31	BASE INTAKE, 2.50" W/6.0-150#RF FLG, SS-AB
-	-	-	-	-	-	-	1	-	-	13	802090-21	BASE INTAKE, 2.50" W/4.0-150#RF FLG, SS-AB
-	-	-	-	-	-	-	-	-	1	12	802090-1	BASE INTAKE, 2.50" W/2.5-150#RF FLG, SS-AB
1	1	1	1	1	1	1	1	1	1	11	100256-2	GRIP,HAND,BLK PLSTC.#RG14055
1	1	1	1	1	1	1	1	1	1	10	103815-11	LOCK HANDLE WELDMENT
2	2	2	2	2	2	2	2	2	2	9	105448-11	WASHER, FLAT, .50ID X 2.00OD X .120T, DELRIN
2	2	2	2	2	2	2	2	2	2	8	103817-11	WASHER, FLAT, 2.00OD X .56ID X .25T, 304
1	1	1	1	1	1	1	1	1	1	7	100853-1	PLATE, ALUM ID
2	2	2	2	2	2	2	2	2	2	6	103829-1	SWIVEL KIT, 2.5 NOM.
2	2	2	2	2	2	2	2	2	2	5	100112-8	FITTING, ZERK, STR, 1/4-28UNF, CRES
1	1	1	1	1	1	1	1	1	1	4	102537-1	LOCK KNOB, 50-20UNF-2A THD
1	1	1	1	1	1	1	1	1	1	3	801200-41	ELL, UPPER, 2.50" W/BLADE BRAKE, SS-AB
1	1	1	1	1	1	1	1	1	1	2	801210-41	ELL, LOWER, 2.50" LR W/BLADE BRAKE, SS-AB
-	-	-	-	-	-	-	-	-	1	1	802090-11	BASE INTAKE, 2.50" W/3.0-150#RF FLG, SS-AB
-91/QTY.	-81/QTY.	-71/QTY.	-61/QTY.	-51/QTY.	-41/QTY.	-31/QTY.	-21/QTY.	-11/QTY.	-1/QTY.	ITEM NO.	PART NO	DESCRIPTION

UNLESS OTHERWISE SPECIFIED: DIMENSIONS ARE IN INCHES
 TOLERANCES
 DECIMALS ANGULAR
 .XX ±.03 ±2°
 .XXX ±.010

DO NOT SCALE DRAWING
 TREATMENT SEE NOTES
 FINISH SEE NOTES

STANG INDUSTRIAL PRODUCTS
 1250 RAILROAD ST.
 CORONA, CA 92882

MONITOR, 2.50" STATION W/BLADELOCK

P/N	925215	MATL	SS-AB
CAGE#	55822	DRAWN	EK
DATE	07/12/06	CHECK	
DESIGN		SCALE	NTS
REVISION	A	SHEET	1 OF 1

The information and design disclosed herein is the property of Stang Industries Inc. All proprietary use and sales rights thereto are reserved. This disclosure is confidential and must not be copied in whole or part.