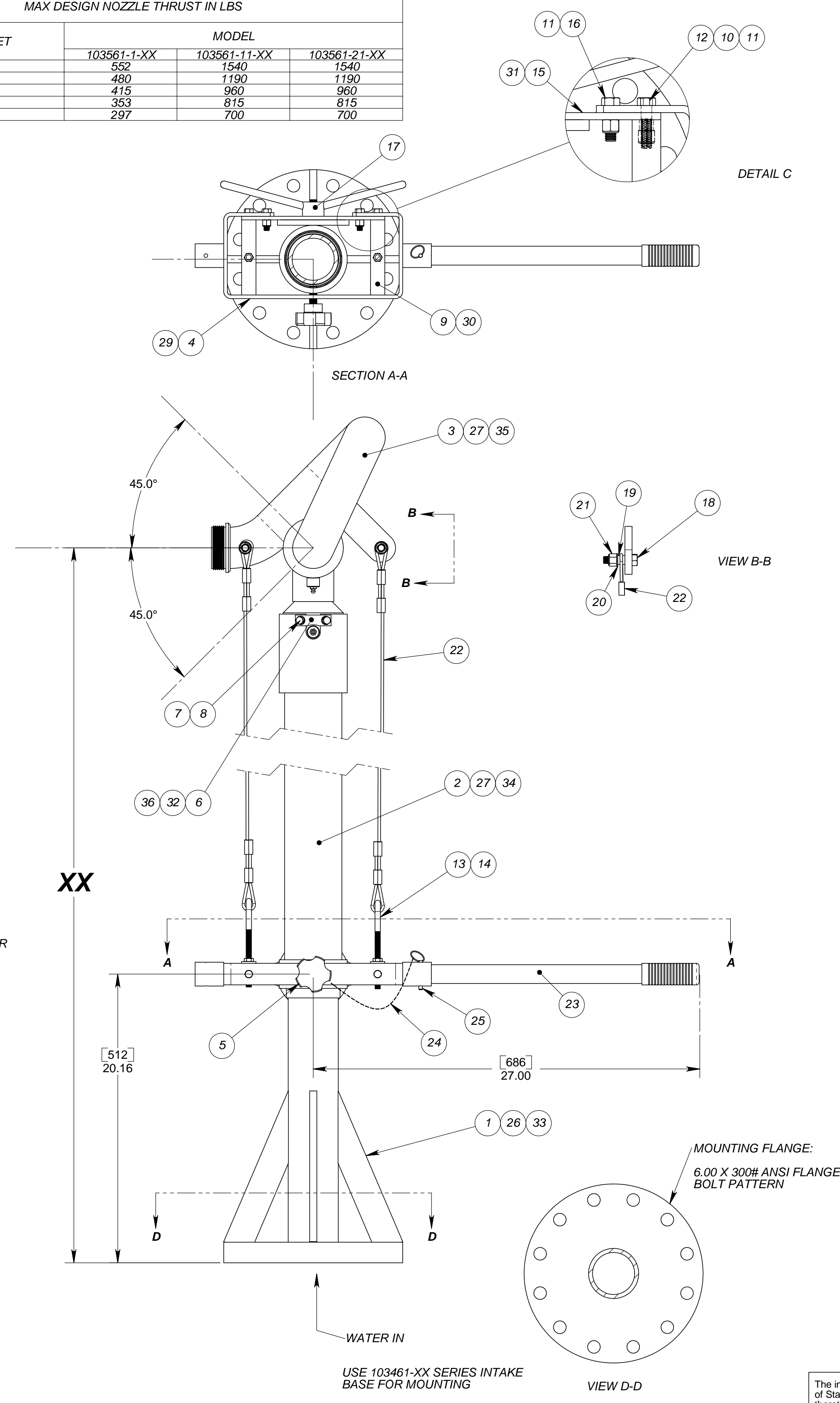
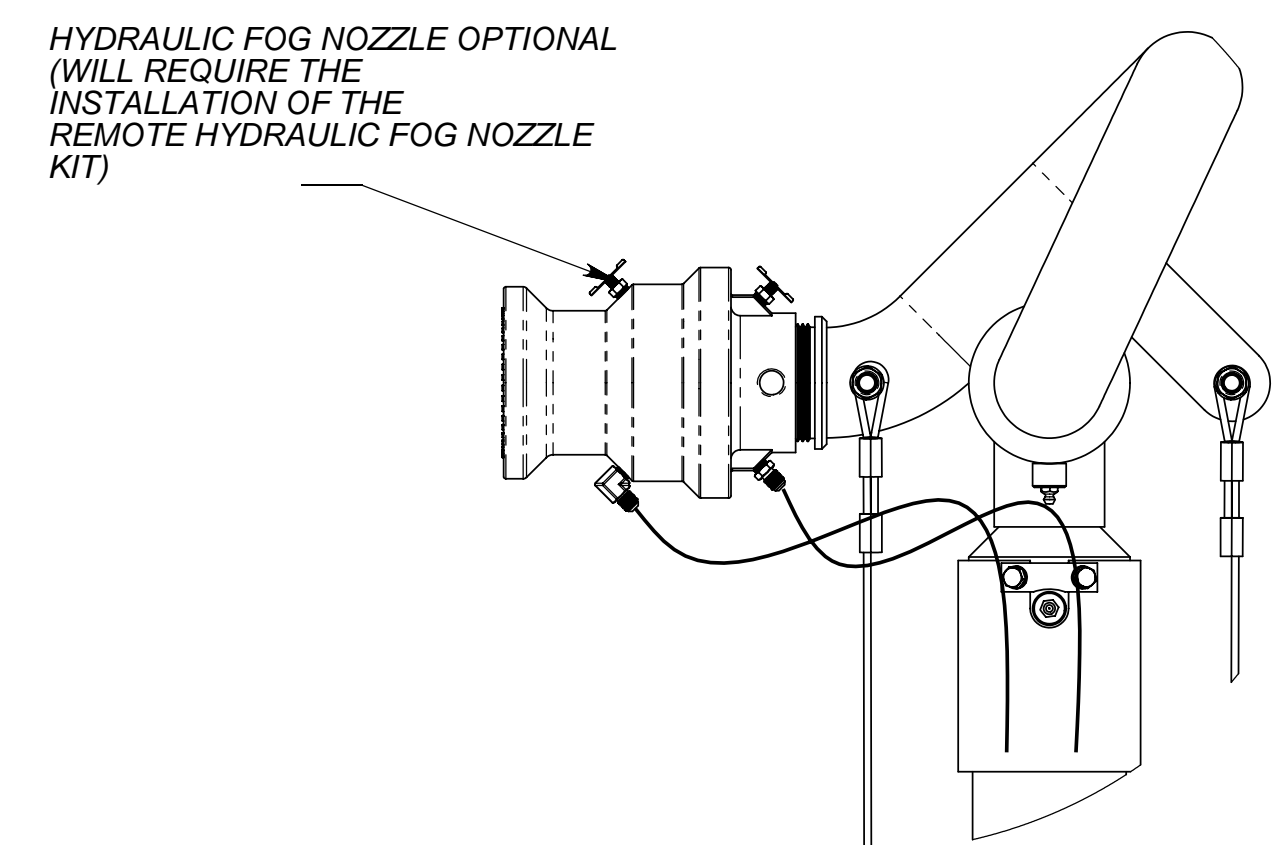
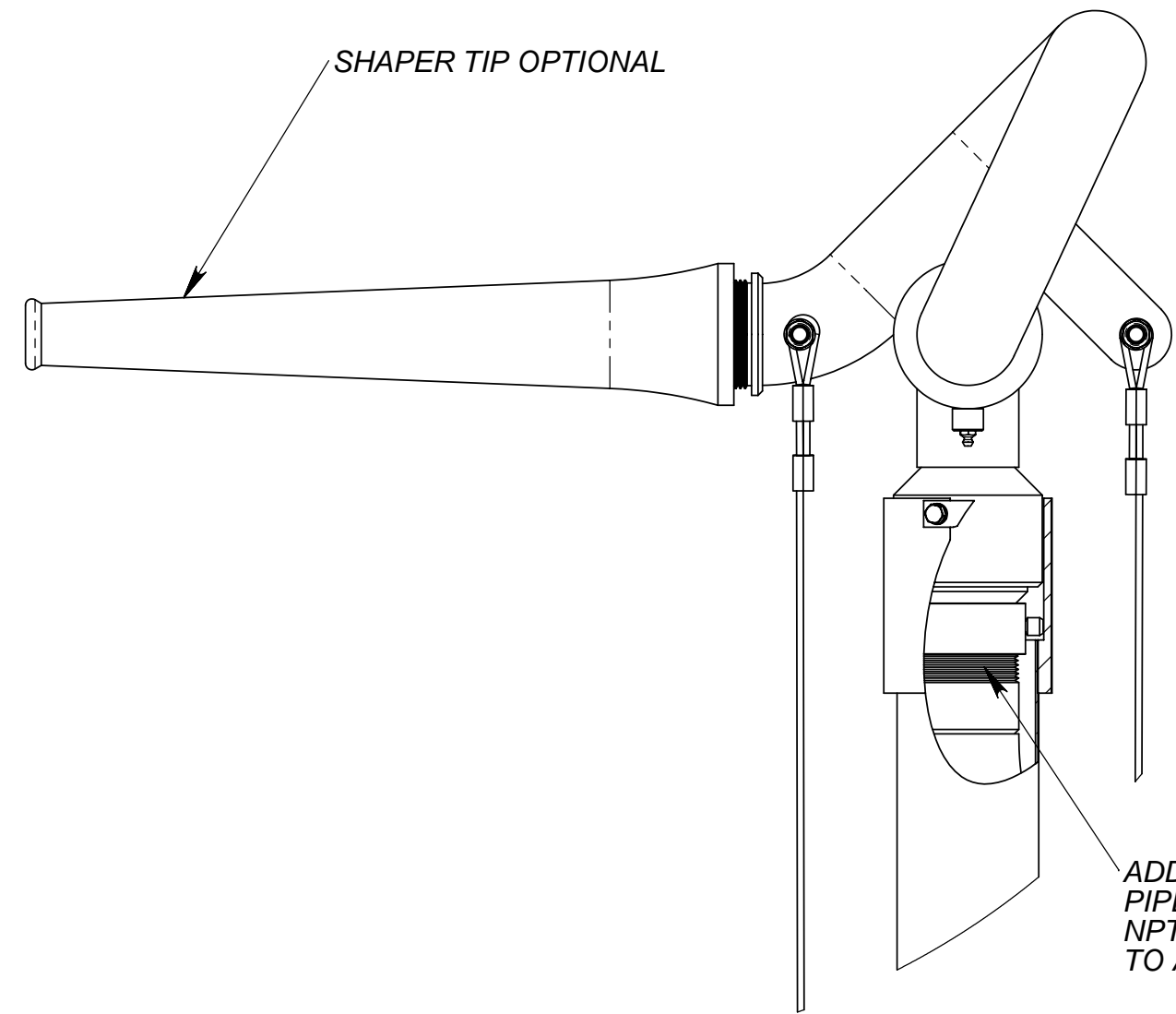
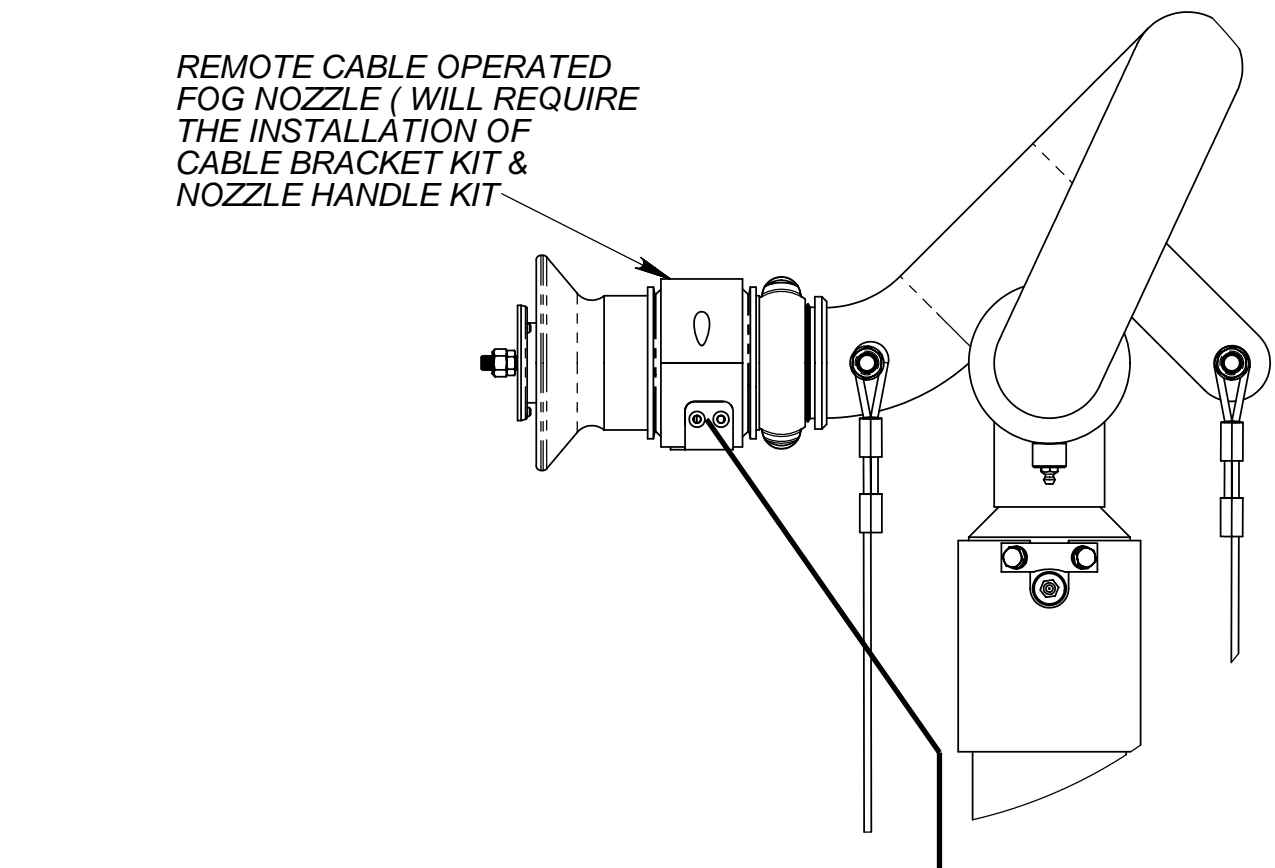


- NOTES:
- DO NOT SCALE THIS DRAWING
  - BREAK ALL SHARP EDGES
  - ALL DIMENSIONS DISPLAYED IN PARENTHESES ARE FOR REFERENCE ONLY
  - MONITOR IS EPOXY COATED RED
  - DRIVE TUBE, COLUMN, YOKE & HANDLES ARE GALVANIZED
  - SEE O&M MANUAL FOR INSTALLATION & OPERATION
  - LAST DASH NUMBER OF PART NUMBER "XX" IS THE HEIGHT IN FEET, AS SHOWN IN DRAWING
  - ALL "XX" DASH NUMBER SUFFIXS IN THE BOM MUST MATCH THE DASH NUMBER SUFFIX OF THE ELEVATED MONITOR
  - SEE 103561OM FOR INSTALLATION, OPERATION & MAINTENANCE

MAX DESIGN NOZZLE THRUST IN LBS			
HEIGHT IN FEET	MODEL		
	103561-1-XX	103561-11-XX	103561-21-XX
10	552	1540	1540
13	480	1190	1190
16	415	960	960
19	353	815	815
22	297	700	700

REVISIONS			
LTR	REVISION	DATE	BY
A-AA	SEE PREVIOUS DRAWING	N/A	N/A
AB	MAJOR REDRAW; FIXED BOM; REVERSED PREVIOUS DRAWING	8/25/2006	EK
AC	MADE MINOR DRAWING FORMAT CHANGES; FIXED NUMBERS ON THE ADDITION TABLE; MODIFIED NOTES	5/22/2008	EK



COMMON OPTIONS ADDITIONS	
DESCRIPTION	PART # SERIES
CABLE OPERATED FOG NOZZLE	104767-XX
SHAPER TIP	100228-XX
FOG NOZZLE	100498-XX
REMOTE SWIVEL GREASE KIT	103874
	• -11-XX (FOR -1)
	• -61-XX (FOR -11 & -21)
ELEVATION CONTROL CABLE KIT	103132-1B-XX
FOG NOZZLE CABLE/ HANDLE KIT	104825-1-XX
FOG NOZZLE CABLE BRACKET KIT	104833-X
	• -41 (FOR -1)
	• -61 (FOR -11 & -21)
GEAR PUMP INSTALL KIT (FOR HYDRAULIC FOG NOZZLE)	887700
	• -1-XX (FOR -1)
	• -2-XX (FOR -11 & -21)
GEAR PUMP RETRO-FIT KIT (TO REPLACE OLD EXISTING HAND PUMP FOR HYDRAULIC FOG NOZZLE)	887700
	• -11C (FOR -1)
	• -11D (FOR -11 & -21)
ALL INTAKE BASES	103461-XX
FLANGE INSTALL KIT	968400-6.00-300

QTY.	UNIT	DESCRIPTION	PART NUMBER	DESCRIPTION
1	-	-	36	100761-3 PLATE, 4.00" ELEVATED HOLD DOWN
1	-	-	35	104272-21EP MONITOR, 4.00" ELEVATED FOR 103561 & 103377, STL-AB (EP)
1	-	-	34	105109-1-XX DRIVE TUBE, 103561-21-XX ELEVATED
1	-	-	33	105108-1-XX COLUMN WELDMENT, 103561-21-XX ELEVATED
-	1	-	32	100761-2 PLATE, 3.00" ELEVATED HOLD DOWN
1	1	-	31	103296-2 DISK, ELEVATED MONITOR YOKE
2	2	-	30	104940-11 BRACKET, ELEVATION YOKE CONTROL
1	1	-	29	103298-2 YOKE, ELEVATED CONTROL
-	1	-	28	104272-11EP MONITOR, 3.00" ELEVATED FOR 103561 & 103377, STL-AB (EP)
-	1	-	27	104950-1-XX DRIVE TUBE, 103561-11-XX ELEVATED
-	1	-	26	104951-1-XX COLUMN WELDMENT, 103561-11-XX ELEVATED
1	1	1	25	100789-5 PIN, QUICK, .25D X 1.75L-18-8
1	1	1	24	101809-06 LANYARD, NYLON COATED
1	1	1	23	103569-1 HANDLE, ELEVATION CONTROL YOKE
2	2	2	22	103324-1B-XX CABLE, 103561 X XX' STYLE B ELEVATION CONTROL
2	2	2	21	100249-15C NUT, NYLOCK, 1/2-13UNC, 18-8
2	2	2	20	101715-50C WASHER, FLAT, .515ID X.88OD X.063T, 18-8
2	2	2	19	101994-5 BEARING, NYLON, .625DX.50IDX.50L
1	1	1	18	102475-200C BOLT, HH, 1/2-13UNC X 2.00L, 18-8
1	1	1	17	103295-1 HANDLE, ELEVATED YOKE BRAKE
2	2	2	16	102473-125C BOLT, HH, 3/8-16UNC X 1.25L, 18-8
-	-	-	15	103296-1 DISK, ELEVATED MONITOR YOKE
4	4	4	14	102980-3C NUT, JAM, 3/8-16UNC, 18-8
2	2	2	13	103236-4C J-BOLT, 3/8-16UNC X 6.375LG, SS
2	2	2	12	102473-150C BOLT, HH, 3/8-16UNC X 1.50L, 18-8
4	4	4	11	100249-11C NUT, NYLOCK, 3/8-16UNC, 18-8
2	2	2	10	101994-4 BEARING, NYLON, .50DX.375IDX.375L
-	-	-	9	103299-1 BRACKET, ELEVATION YOKE CONTROL
2	2	2	8	102472-50C BOLT, HH, 5/16-18UNC X .50L, 18-8
2	2	2	7	103109-9C WASHER, LOCK, SPLIT, 5/16" NOM, 18-8
-	-	-	6	100761-1 PLATE, 2.50" ELEVATED HOLD DOWN
1	1	1	5	102537-1 LOCK KNOB, 50-20UNF-2A THD
-	-	-	4	103298-1 YOKE, ELEVATED CONTROL
-	-	-	3	104272-1EP MONITOR, 2.50" ELEVATED FOR 103561 & 103377, STL-AB (EP)
-	-	-	2	103365-1-XX DRIVE TUBE, 103561-1-XX ELEVATED
-	-	-	1	103366-1-XX COLUMN WELDMENT, 103561-1-XX ELEVATED

UNLESS OTHERWISE SPECIFIED: DIMENSIONS ARE IN INCHES  
TOLERANCES  
DECIMALS ANGULAR  
.XX ±.03 ±2°  
.XXX ±.010

DO NOT SCALE DRAWING  
TREATMENT SEE NOTES  
FINISH SEE NOTES

**STANG INDUSTRIAL PRODUCTS**  
1250 RAILROAD ST.  
CORONA, CA 92882

**MONITOR, ELEVATED, FREESTANDING**

P/N **103561**

CAGE#	55822	DRAWN	EK	CHECK	REVISION
DATE	08/25/06	ORIGINAL DRAWING DATE	03/07/04	SCALE	NTS
SIZE	D	SUPP.#	N/A	CHECK	AC
				SHEET	1 OF 1

The information and design disclosed herein is the property of Stang Industries Inc. All proprietary use and sales rights thereto are reserved. This disclosure is confidential and must not be copied in whole or part.